


NEW AND IMPROVED PanMPO™ Connector

Easily Change Gender and Polarity.

No Tools.

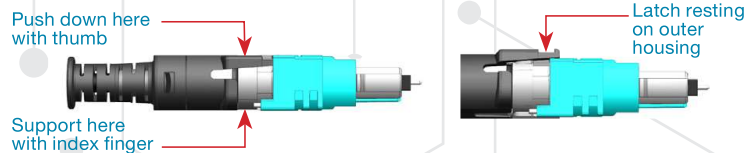
No Extra Equipment.



極性変換

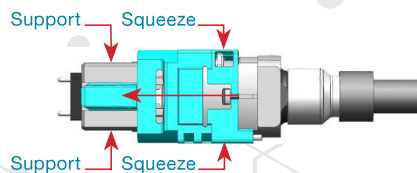
プッシュプルブーツの取り外し方

- Push down on the locations shown below and place (1) latch on top of outer housing
- Flip connector over, push down other leg of push pull boot, gently pull away push pull boot



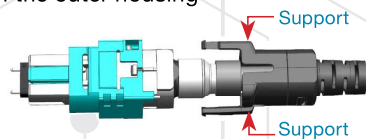
Remove Outer Housing and flip to correct key orientation

- Support front of connector with fingers and squeeze back of outer housing to slide off outer housing



Connect Push Pull Boot back onto outer housing

- Place fingers at base of legs on push pull boot
- Slowly guide legs and latches on push pull boot into windows on opposite corners of the outer housing



Extend/Retract Pins with Integrated Tool

- Remove outer housing
- Locate hole on slotted side of inner housing
- Use pin located in outer housing to extend or retract guide pins

